

Creating and Characterizing Quantum Wire Lasers

L. Banerjee, M. Okano, S. Inada, M. Yoshita, T. Ihara, H. Itoh, T. Okada, T. Munakata, S. Liu, Y. Ando,
H. Akiyama

Institute of Solid State Physics (ISSP), University of Tokyo, 5-1-5, Kashiwanoha, Kashiwa, 277-8581 Chiba, Japan

Quantum wire semiconductor lasers allow electron and hole carriers to travel only in one dimension (1D), resulting in peaks in the density of states and unique optical properties. This quantum confinement is expected to improve laser performance, including low threshold current density and reduced temperature sensitivity. The fabrication of wire lasers poses many challenges, and several construction methods and structures exist. T-shaped wire lasers are created by cleaved edge overgrowth (CEO) with Molecular Beam Epitaxy (MBE). A thin film (stem well) is grown first on a GaAs wafer. The wafer is then scribed and thinned by polishing from the reverse side. The pieces of thinned wafer are again placed into an MBE machine, and cleaved *in situ*. Additional layers (arm well) are grown on the side, producing a T-shaped intersection of two GaAs quantum wells. Along the line of the intersection of the two quantum well planes, quantum confinement is relaxed, and a 1D channel for electrons and holes is created. Each piece after the growth is processed to form n-type and p-type electrodes by cleaning, etching, metal evaporation, and annealing. The processed piece is then scribed and cleaved into laser bars that are 0.5 mm wide. The laser bars are glued onto copper blocks and wired by thin gold and indium solder. All these processes are performed manually. The fabricated laser devices must be characterized by optical microscope, AFM, and IV curve tracer. If they pass these characterizations, they are analyzed more in detail by spectroscopy at various temperatures under current injection and optical pumping. I joined this research activity and made a short movie describing the whole procedure.

How to Make and Study Quantum Wire

L. Banerjee, M. Okano, M. Yoshita, T. Ihara, S. Liu, S. Inada, T.
 Institute of Solid State Physics (ISSP), University of Tokyo, 5-1-5,
 Kashiwanoha, Kashiwa, 277-8581 Chiba, Japan

Overview

Features of quantum wire lasers

- 1D quantum confinement
 - Electrons and holes travel in one dimension
- Peaks in the density of states
- Predicted
 - lower threshold current density
 - reduced temperature sensitivity

Several structures

- V-groove
- Etched (wet/dry)
- Ridge
- T-shaped

Graphs

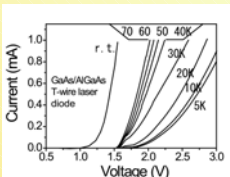


FIGURE 1. Diode current-voltage characteristics of a T-wire laser at various temperatures from 5K to room temperature (r.t.) indicated in the figure.

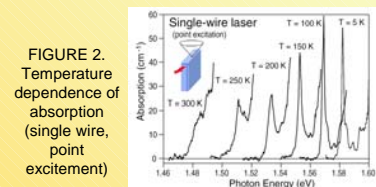


FIGURE 2. Temperature dependence of absorption (single wire, point excitation)

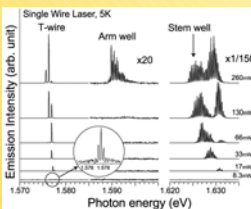
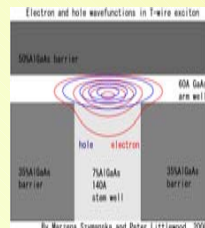


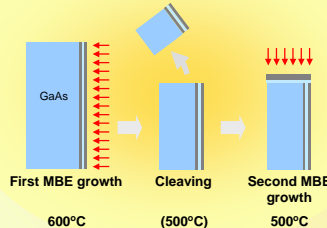
FIGURE 3. Evidence of lasing of the quantum wire

Diagrams

T-shaped quantum wire laser



Cleaved Edge Overgrowth (CEO)



Fabrication

T-shaped wire lasers are created by *cleaved edge overgrowth* (CEO) with Molecular Beam Epitaxy (MBE).

A thin film (stem well) is grown first on a GaAs wafer. The wafer is then scribed and thinned by polishing from the reverse side.

The pieces of thinned wafer are again placed into an MBE machine, and cleaved *in situ*.


Additional layers (arm well) are grown on the side, producing a T-shaped intersection of two GaAs quantum wells. Along the line of the intersection of the two quantum well planes, quantum confinement is relaxed, and a 1D channel for electrons and holes is created.

Each piece after the growth is processed to form n-type and p-type electrodes by cleaning, etching, metal evaporation, and annealing.

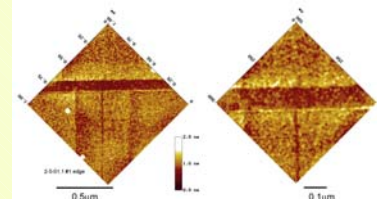
The processed piece is then scribed and cleaved into laser bars that are 0.5 mm wide. The laser bars are glued onto copper blocks and wired by thin gold and indium solder.

The laser samples are characterized by microscope, and IV curve tracer, and then analyzed by spectroscopy at low temperatures under current injection and optical pumping.

Pictures and Movie Clips



AFM pictures of T-shaped quantum wire laser



Works Cited

- Arakawa, Y., and H. Sakaki. "Multidimensional quantum well laser and temperature dependence of its threshold current." *Applied Physics Letters*. Vol. 40, No 11. 1 June 1982, pp. 939-941.
- Hayamizu, Yuhei, *et al.* "Lasing from a single-quantum wire." *Applied Physics Letters*. Vol. 81, No. 26. 23 Dec. 2002, pp. 4937-9.
- Kapon, E., *et al.* "Stimulated Emission in Semiconductor Quantum Wire Heterostructures." *Physical Review Letters*. Vol. 63, No. 4. 24 July 1989, pp. 430-3.
- Sakaki, Hiroyuki. "Scattering Suppression and High-Mobility Effect of Size-Quantized Electrons in Ultrafine Semiconductor Wire Structures." *Japanese Journal of Applied Physics*. Vol. 19, No. 12. Dec. 1980, pp. 1735-8.
- Wegscheider, W., *et al.* "Lasing from Excitons in Quantum Wires." *Physical Review Letters*. Vol. 71, No. 24. 13 Dec. 1993, pp. 4071-4.
- Yagi, H., *et al.* "GaInAsP/InP Partially Strain-Compensated Multiple-Quantum-Wire Lasers Fabricated by Dry Etching and Regrowth Processes." *Japanese Journal of Applied Physics*. Vol. 43, No. 6A, 2004, pp. 3401-9.
- Yoshita, Masahiro, *et al.* "Quantum wells with atomically smooth interfaces." *Applied Physics Letters*. Vol. 81, No. 1. 1 July 2002, pp. 49-51.



University of Tokyo, ISSP



Rice University NanoJapan Program
 Generously Supported by a Grant from the
 National Science Foundation